



FEATURED PROJECT

Chicago Shakespeare Theater at Navy Pier



The Chicago Shakespeare Theater at Navy Pier renovation consisted of taking the existing outdoor Shakespeare Theater and enclosing it so that the theater can be used year round.

(See story on page 3)

Vice President's Message



As we head into the Holiday season, I would like you all to take some time in our busy lives to look back and reflect on this past year. This year presented Block

Electric with a lot of challenges. From the front office to the field, we had several changes and challenges that took place.

No matter what the challenge was, someone was always willing to step up and put in their best effort to make each situation as smooth as possible. This effort doesn't go unnoticed throughout the organization and especially throughout our customer base. I would like to thank all those who have stepped up and made a difference this year.

Teamwork is one of the most important aspects in any organization. It is an aspect that is preached every day at Block Electric. Whether it's a couple of electricians hanging a 4 inch heavy wall or a couple of managers working on a large bid, we have to keep teamwork in the forefront of our job responsibilities. We are a "people" business and without being able to work together, nothing will get done.

Managing others and managing ourselves is one of the most rewarding but challenging things to do. I am pleased to say that teamwork has been a large contributor to what has sprung large growth to our company over the past year. We are currently sitting on the largest amount of backlog in the history of our 98 years in business.

(Continued on page 2)



Vice President's Message

(Continued from page 1)

I ask that you continue to be a leader and continue to work with one another. It will guide us to succeed through good and challenging times. It will separate us from our competition. It will help us achieve what we call Customer Delight. Thank you for a great year and Happy Holidays to you and your family.

Some of our upcoming work includes the following:

- Will County Courthouse Buildout
- Starbucks Roastery flagship – Core and Shell
- Oakton Community College – Common Area Renovations
- Robie House Restoration
- ARC Terminals – Steam & Condensate Mitigation
- Little Company of Mary – SW Medical Office
- CSH Senior Living Facility - Glenview
- UIC – Modular Engineering Building
- CSL Behring – Building 38

— SCOTT BLOCK

Spotlight On: Martin Will FOREMAN

Foreman Martin Will, who got his start in the electrical trade as a driver, began working at Block Electric in 2014. "I started my electrical career at Divane Bros. Electrical Co. where I served my apprenticeship and became a Journeyman," he said.

So far one of the most unique jobs Martin has worked on for Block Electric is the American Airlines maintenance garage project at O'Hare Airport. "It's different from the hospitals and schools that Block is accustomed to," he said.

As for his most rewarding customer experience while working at Block, Martin is most proud of his work at the St. Bernard Medical Building. "The customer and General Contractor (Berglund) were very satisfied with our performance," he said. Other recent projects Martin has worked on include the University of Chicago Lab School, the St. Bernard Medical Building and Northwestern University Mudd Hall.

"I've worked at some very interesting places, including Amtrak Yard, Stickney Water Recla-

mation District, Wells St. Bridge, University of Chicago Hospital and the CTA," he added.

Martin lives in Homewood, IL with his wife Cally and their four children—Jackson, 8; Charlotte, 6; Caroline, 3; and Austin, 2—who keep them very busy with extracurricular activities. Jackson plays hockey and baseball, Charlotte figure skates and plays soccer and baseball and Caroline and Austin "tear up our house on a regular basis", Martin said. Cally is a Special Education Teacher at Stager Public Elementary School, where she teaches kindergarten through second grade.

In addition to his busy family life, Martin coaches baseball and hockey. "They let a Texan coach a hockey team!," said Martin, who moved to Illinois from Fort Worth, Texas in the Summer of 1999 when he was 18 years old. Martin played baseball in College at Moraine Valley and William Penn University, where he majored in Journalism. He later became the pitching coach at Moraine Valley. He also coached the JV team at Hinsdale South High School and worked with the White Sox/Bulls Academy coaching kids of all ages.

When he's not busy coaching, Martin loves to barbecue and has a barbecue grill team that has won 6th and 8th place in Ribs at Red, White, and BBQ, a KCBS event in Westmont, Illinois.



FEATURED PROJECT

Chicago Shakespeare Theater at Navy Pier

(Continued from page 1)

The Chicago Shakespeare Theater at Navy Pier renovation was “one of the most unique and challenging projects I have worked on”, said Michael Block.

The renovation consisted of taking the existing outdoor Shakespeare Theater and enclosing it so that the theater can be used year round.

The start of the construction consisted of removing everything but the steel structure and the back of house areas. After the gut was completed, Jerry Martin and his crew started installing over 95,000 feet of conduit in about a 21,500 square foot building.

The Chicago Shakespeare design was one of a kind. The new theater is designed with 9 seating towers that can be reconfigured for each production.

(Continued on page 4)






FEATURED PROJECT Chicago Shakespeare



(Continued from page 3)

The movable seating towers allow the Shakespeare Theater to have up to 6 different seating arrangements. Each seating tower has its own HVAC, fire alarm, lighting, audio visual, and power connections that are run from 50 foot cords to the surrounding walls of the theater.

Each tower can seat 50 people and the total theater can seat up to 850 people. Thank you to Jerry Martin and his crew, including Rick Madison, Kevin Gonzales, Joe Sambucaro, Dave Gonzalez, Dan Crane, John Merlak, Josh Howen, Larry Parker, Scott Scanlan and Tim Arvesen. for all their hard work.



Theater at Navy Pier



Announcements

BIRTH ANNOUNCEMENT



Congratulations to Tony Vassallo and his wife Amanda on the birth of their son, Leo James Vassallo. Leo was born on November 1, 2017 and weighed 5 lbs., 11 ozs.

WEDDING BELLS

Congratulations to Donna Dreksler and Joe Buchanan on their November 11, 2017 wedding.



NEW JOURNEYMAN

Congratulations to Josh Howen who became a journeyman on December 12, 2017.

CUSTOMER DELIGHT

Another satisfied customer! Read what Nicole Dunham of Security Automation Systems, Inc. had to say in a recent letter to Project Manager Scott Schultz:

"Scott, I just wanted to pass along a compliment that we got from Kendall at our monthly meeting last week. Joe told me that he was very impressed with your guys. He said that if we didn't use you for other jobs it would be a mistake on our part. This is a big job with critical owners. They were very concerned up front with us having a subcontractor onsite and not being there to supervise. The only issue that we have had is the way that the cameras were not tightened when they were installed. Jason corrected this after he was shown the issue, and I'm confident that we won't have that issue on the other devices. I truly appreciate that they can take constructive criticism and that we have been able to work together easily so far. Jason has been so good to work with and has been great at keeping me updated on issues and changes. Feel free to pass this on to Jason, the team onsite, and anyone else you'd like."

FOCUS ON SAFETY: Holiday Safety Tips

DECORATING SAFETY

- Never use lighted candles near trees, boughs, curtains/drapes, or with any potentially flammable item.
- Wear gloves while decorating with spun glass "angel hair." It can irritate your eyes and skin. A common substitute is non-flammable cotton.
- When spraying artificial snow on windows or other surfaces, be sure to follow directions carefully. These sprays can irritate your lungs if you inhale them.
- Small children may think that holiday plants look good enough to eat, but many plants may be poisonous or can cause severe stomach problems. Plants to watch out for include: mistletoe, holly berries, Jerusalem cherry and amaryllis. Keep all of these plants out of children's reach.
- When displaying a tree, cut off about two inches off the trunk and put the tree in a sturdy, water-holding stand. Keep the stand filled with water so the tree does not dry out quickly.
- Stand your tree away from fireplaces, radiators and other heat sources. Make sure the tree does not block foot traffic or doorways.
- Avoid placing breakable tree ornaments or ones with small, detachable parts on lower branches where small children or pets can reach them.
- If you use an artificial tree, choose one that is tested and labeled as fire resistant. Artificial trees with built-in electrical systems should have the Underwriters Laboratory (UL) label.
- Only use indoor lights indoors (and outdoor lights only outdoors). Look for the UL label. Check lights for broken or cracked sockets, frayed or bare wires, and loose connections. Replace or repair any damaged light sets.
- Use no more than three light sets on any one extension cord. Extension cords should be placed against the wall to avoid tripping hazards, but do

not run cords under rugs, around furniture legs or across doorways.

- Turn off all lights on trees and decorations when you go to bed or leave the house. Unplug extension cords when not in use.
- If using a natural tree, make sure it is well watered to avoid dry branches from catching fire from the heat of light bulbs.
- When displaying outdoor lights, fasten them firmly to a secure support with insulated staples or hooks to avoid wind damage. Never nail, tack or stress wiring when hanging lights and keep plugs off the ground away from puddles and snow.

LADDER SAFETY

- When putting up holiday decorations, always use the proper step stool or ladder to reach high places. Don't stand on chairs, desks or other furniture.
- If you have to use a step ladder near a doorway, lock or barricade the door and post signs so no one will open it and knock you off the ladder.
- A straight or extension ladder should be placed one foot away from the surface it rests against for every four feet of ladder height.
- When you climb, always face the ladder and grip the rungs to climb—not the side rails. Always keep three points of contact on the ladder whether two hands and one foot, or two feet and one hand.
- When climbing, keep your hips between the side rails and do not lean too far or overreach. Reposition the ladder closer to the work instead.
- Use ladders with slip-resistant feet and wear clean, dry and slip resistant shoes when climbing a ladder.
- When using ladders outdoors, get down immediately if high winds, rain, snow or other inclement weather begins. Winds can blow you off the ladder and rain or snow can make both the rungs and the ground slippery.

Block Electric's Safety Policy...It is our policy to provide all employees with a safe, healthful, and hazard-free work place. The intent at all times is to comply with the provisions of the Williams-Steiger Occupational Safety and Health Act of 1970 (OSHA). Block Electric recognizes that accident prevention and efficient production are interrelated. We further recognize our responsibility to provide adequate training, safeguards and safety equipment for each employee. In turn each employee bears the responsibility to comply with all safety regulations and the use of required safety equipment. The safety and well being of our employees has been and will continue to be of primary importance. Our EMR is .78 and our Contractor Score is 2390. Phil Casto is our safety director.

NEW YEAR...NEW IDEAS NEEDED... AND WIN A VISA GIFT CARD! New Products, Tools and Prefab Assemblies

WE NEED YOUR HELP!

We are looking for fresh and innovative ideas for new products, tools and ongoing prefab assemblies to feature in future issues of the Block Electric newsletter.

In an effort to make our jobs run more efficiently and be more cost-effective, we are looking for your suggestions regarding which tools can be used in your day-to-day work to make your lives easier. There are no right or

wrong answers. We're looking for any and all products and ideas to share with the team.

WHAT'S IN IT FOR YOU?



If your idea is featured in the Block Electric newsletter, you will receive up to a \$50.00 Visa gift card.

Here are just a few of the many innovative assemblies we have been building in the prefab shop.



WEATHERPROOF LED TEMPLIGHTS
Theft Proof LED Lamp

- Weatherproof rating approved for wet locations
- Available in 60W & 100W



Block Electric Company
7107 Milwaukee Avenue
Niles, Illinois 60714



Block Electric Company is an Equal Opportunity Employer

CHECK OUT OUR WEBSITE!

Visit www.blockelectric.com
to see our website!

Please follow us on



Niles:
7107 Milwaukee Avenue • Niles, IL 60714
Phone: 847.647.4030 • Fax: 847.647.6980

Block Electric Company
Service ■ Safety ■ Quality
www.blockelectric.com

Shorewood:
203-C Earl Road • Shorewood, IL 60404
Phone: 815.744.2000 • Fax: 815.744.6070